

Sparklers @ Home Week 36.

Follow Nehemiah Nehemiah 12: 27-43; Psalm 126

Hi Sparklers,

This week we are going to see the fulfilment of Nehemiah's work, which he has faithfully carried out for God. Today we have the opportunity to experience God by seeing how others praise and worship him and to join in!

Activity – Praise Cube Game

Print out the cube template from the back of this pack onto a piece of card.

Colour in the symbols and pictures.

Cut it out

Make it up using sticky tape.

Find some other people to play with and sit in a circle.

What do you think are the reasons to praise God:

Because he is great, kind, loving.
Because he gives us families, friends, food;
Because we can talk to him.

Nehemiah and the people praised God by singing, playing trumpets and marching around.

The symbols on the cube show different ways we can praise God.

Take it in turns to roll the cube and say what you want to praise God for and then follow the action on the cube.

Bible Story.

Nehemiah went home to the city and was very sad to see that the walls were broken down. He soon had the people beginning to rebuild them.

The walls would keep them safe. Everyone worked very hard. Some other people tried to stop them. But God helped them. At last the walls were finished. Everyone was very happy. Nehemiah said, "we must thank God. He kept us safe. God helped us. Praise God."

The people came with their musical instruments. They were ready to sing and dance and make wonderful music for God.

Then everyone marched around the walls. They played their instruments. They sang and danced to praise God.

Everyone joined in. The wonderful noise could be heard far away. Praise God.

Activity sheet

Print out the Bubbles sheets at the back of the pack double sided. When you fold it along the dotted line you can make the wall.


Praise Songs:

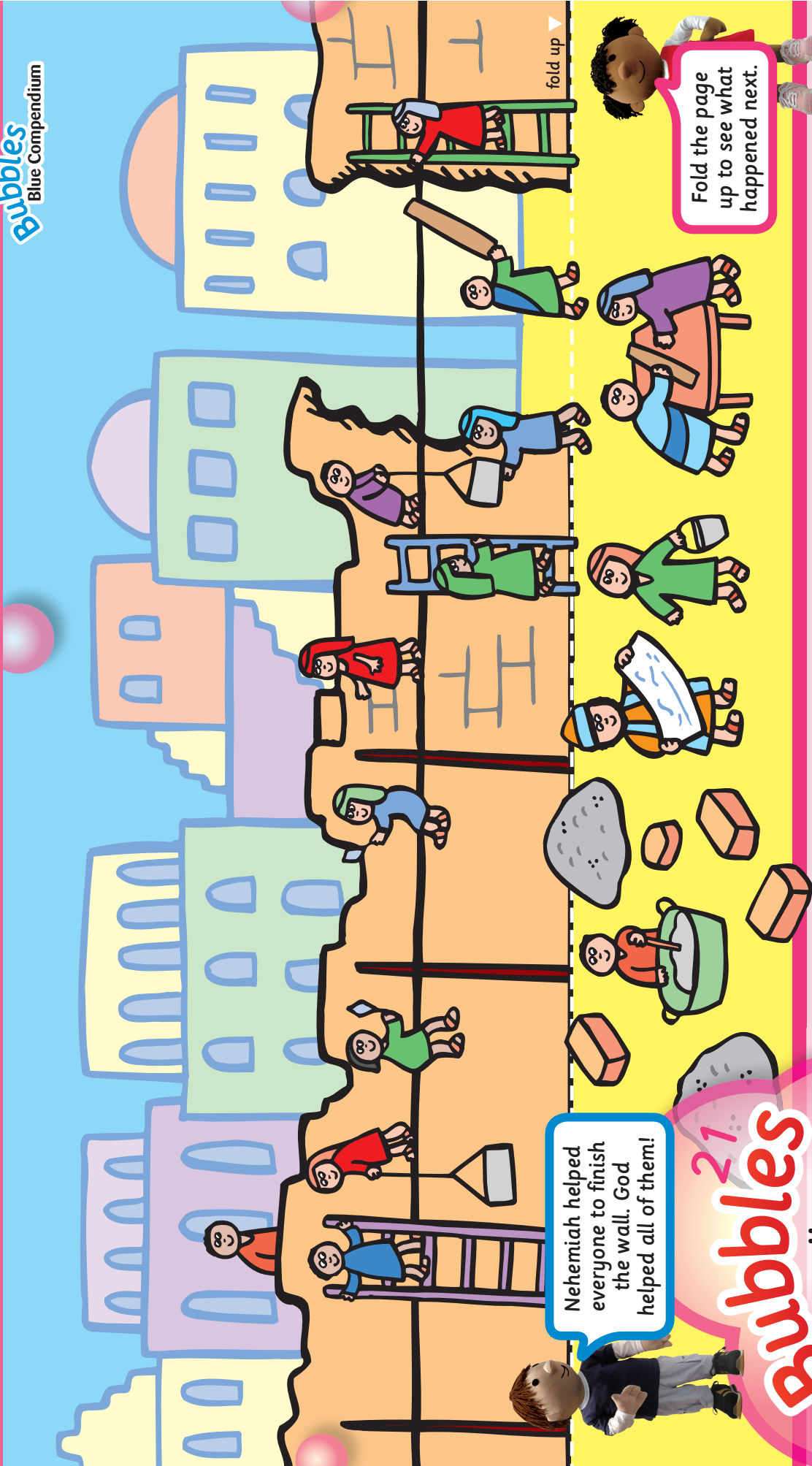
Why not join into these praise songs with any musical instruments you have at home:

What a mighty God we serve <https://www.youtube.com/watch?v=lijsESdEnZg>

This little light of mine <https://www.youtube.com/watch?v=cKkbIZtqhyQ>

Jesus loves me (dance version) <https://www.youtube.com/watch?v=C80e5wIEs1A>





Nehemiah helped everyone to finish the wall. God helped all of them!

21 Bubbles

Follow
Nehemiah

Fold the page up to see what happened next.

fold up ▼

There is a lot to see in the picture.
Encourage your child to look for the broken walls and gate and to spot the workers busy building. Look for Nehemiah showing everyone what to do. Then fold up the lower part of the **Bubbles Sheet** to see what

happened next. Help your child notice that the wall is finished. What is everyone doing now the wall is rebuilt? Read what Kris is saying.
Nehemiah and the people praised God because he had helped them as they rebuilt the wall. Talk with your

child about praising God and what he has done for you. Has God helped you as a family? Provided something you needed? Shown you his love? Show your child that you want to praise God and encourage them to do the same.

The Bible's story is on **Bonus Sheet E**.

© Scripture Union 2018

Today's aim is to praise God together.
Nehemiah 12:27-43;
Psalms 126

Photocopiable resource

21 Bubbles

We can
praise God!

Use the rhyme as an
opportunity to praise
God for his help and for
always being with you.

Say it several times to give your
child time to learn the rhyme.

One way children of this
age learn about God is by
seeing how others praise God
and worship him. Our own
relationship and attitude to
God will greatly influence their
own growth in faith. This week,
ask God to give you a heart
full of praise, whatever the
circumstances.

Say the rhyme and do the actions!



I'll clap my hands to
praise you, God. Clap!
Clap! Clap! Clap!




I'll wave my arms
to thank you, God.
Wave! Wave! Wave!
Wave!



I'll stamp my feet
to praise you, God.
Stamp! Stamp!
Stamp! Stamp!



I'll use my voice to
say, "I love you!"
Praise God! Praise God!



Everyone
praised
God!