

Sparklers @ Home Week 33.

Solomon Builds for God

1 Kings 5:1 – 6:1

Hi Sparklers,

We are back after a bit of a break whilst I was doing home schooling and a bit busy at work. This week we are going to hear about Solomon who had to build a Temple to God's very specific instructions.

Activity – Finding Building materials

What we need to do is find building materials just would have been used by Solomon to build the temple. Can you look around your house and see what building materials were used.

Can you find:

Wood

Brick or Stone

Metals such as Bronze and Silver

How do you think the builders knew which material to use where?

Did they have detailed plans?

They did, just as Solomon was given detailed instructions how to build the temple, your builders would have had detailed instructions how to build your house.

Solomons temple was used to praise God, and the great thing is you can praise God too in your house.

Bible Story.

(If you have some Jenga bricks or Lego to hand you could use it within the story to build as you read)

Today's story is about King Solomon building something for God.

Everyone in Jerusalem had a house, King Solomon had a palace. But people still went to workshop God in a tent. It was a big Tent – but it wasn't a home or a palace. God helped King Solomon decide to build a Temple. It would be a big, beautiful building where everyone could worship God.


King Solomon wrote to his friend King Hiram to ask for some help. King Hiram sent King Solomon lots of wood to start to build the Temple.

(if you have some blocks you could start building while reading on)

King Solomon found lots of strong men to help him build with the wood and to dig out stones to use as bricks.

He needed lots of wood and stone because the Temple was going to be very big and very beautiful. And God helped him to find everything he needed to build a beautiful Temple for God.

Here is a picture of the finished temple how beautiful it is, wouldn't it have been a great place to praise and worship God:



Songs.

Let's join in some songs together:

Jesus Loves me: https://www.youtube.com/watch?v=QSaWPYb6_6k

This little light of mine: <https://www.youtube.com/watch?v=cKkbIZtghyQ>

Activity sheet

Print out the Bubbles sheets at the back of the pack.

Sheet 1:

Can you with a pencil can you find the wood and stone and bring it back to King Solomon.

Sheet 2:

Can you join the dots to build King Solomons temple.
Why not colour it in.



Solomon builds the Temple

Today's aim is to see how God plans, guides and directs what we think and do.

1 Kings 5:1 – 6:1

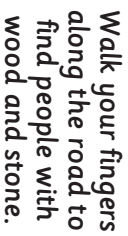
**Read to your child
what Cara and Kris
are saying.**

Encourage your child to walk their fingers along the road, starting where Solomon is standing. "Discover" the places along the way where he found wood and stone to make the Temple.

Solomon used his knowledge and skill to find timber and stone of the best quality to build the Temple, where everyone could come and worship God. Although he used his own skill, God was directing him and enabling him to do so.

The Bible story is on **Bonus Sheet E**.


© Scripture Union 2018



Walk your fingers
along the road to
find people with
wood and stone.



Why did Solomon want to use really good wood and stone to build the Temple?



18 Bubbles

Help build the Temple!

Encourage your child
to join the dots to
finish making the
stone blocks in the
Temple.

The wooden door and door
frame can also be coloured.
This week, look around your
home and elsewhere for wood
and stone used in buildings.
Remind your child of how
Solomon used these
things to make a beautiful
building for God.


God gave Solomon lots of
instructions for building the
Temple. Look in a Bible and
see all the words in 1 Kings 5
and 6!

Do an experiment to see how
it helps to have instructions.
Try making a cake or building
a model without using any
help. Then try again with a
recipe or diagram. Which
way gave you what you
wanted?

© Scripture Union
2018



Join the dots
to make blocks
of stone.



Colour in the
wooden door.



Photocopiable resource