



# *Christmas Bumper Pack*



## **Sparklers @ Home Week 31.**

### **Good news for the wise men Matthew 2:1-15**

Hi Sparklers,

Welcome to our Christmas bumper pack with not 1 but 2 sessions to enjoy over the Christmas period. In our first session we focus on the wise men. We don't really know who they were, other than they were people who studied the skies, but their inclusion in the Christmas story makes it clear that this good news is for everyone.

#### **Activity – Star trail**

Cut out a number of stars from silver foil using the template at the end of today's session. Then use them to lead a path to the nativity scene you made last week, and we told the story with. Over the nativity scene put the larger star.

Then explain we are going to follow the stars just like the wise men did.

What will you find at the end?

Follow each star pointing to the next star until you have reached the nativity scene.

Can you point out all the characters in the nativity scene? Can you remember who they were and what they did?

#### **Animation:**

Let's watch this animation and think about the journey:

<https://www.youtube.com/watch?v=crCOskHplUI>

#### **Activity – Puppets**

Print and cut out the puppets using the sheet at the end of this session. You may want to make more than 1 wiseman.

Colour them in and stick them to lolly sticks or straws.

Now gather together the rest of the puppets from last week for this week's story.

## **Bible Story.**

(Start with the wisemen)

A long way from Bethlehem, some wise men are looking at the stars in the night sky. Suddenly a star that is bigger and brighter than all the others appears. (Bring in the star)

"Look at that bright star!" one of the wisemen says. "It's telling us that a king has been born. Let's go and find him!"

Off the wise men go on a very long journey (Walk the wisemen puppets around)

They are following the star on a long journey. Where will it take them? The wise men keep going. It is such a long journey. Look the star has stopped over a tiny village.

"Can the king live there?" one of the wise men says.

"That is where the star has stopped," says another. "Let's go and have a closer look."

(Bring in Mary, Joseph and Jesus)

The wise men have come all the way to Bethlehem. They find Jesus God's son.

(Move the wisemen towards Jesus so they bow).

The wise men gave him the beautiful presents they have brought, gold and rich perfumes. They are so happy. They thank God for his Son, Jesus.

## **Songs.**

Let's join in some Christmas songs together:


Joy to the world - <https://www.youtube.com/watch?v=OTGPokt-Z3M>

Silent Night - <https://www.youtube.com/watch?v=Ofb5FtKpy2g>




## **Activity sheet**

Print out the Bubbles sheet at the back of the pack.

Can you with a pencil follow the path and take the wisemen to baby Jesus.



Wise man  
(cut as many as needed)




Star

Copy on to card

# 44 Bubbles

Good news  
from a star



**Today's aim** is to offer our gifts of praise and worship to Jesus.

**Matthew 2:1-15**

**The visit of the wise men to find and worship Jesus shows the exotic and mysterious side of the Christmas story.**

We do not know a lot about the wise men, but they probably came from somewhere in the region of Iran and were learned men who interpreted signs of the times. Observing the movements of the planets would have been part of this. God can speak through people who do not fit our mould.

Many think that there were three learned men; the Bible only tells us that there were three gifts.

Their gifts had symbolic meaning, representing kingship (gold), priesthood (frankincense) and salvation (myrrh).

The Bible story is on **Bonus Sheet L**.

## **Sparklers @ Home Week 32.**

**Good news forever**

**Revelation 22:12-21**

Hi Sparklers,

In our second session we move to focus on John's vision of a New Jerusalem and the time when Jesus will come again.

### **Activity – Christmas around the world**

For more than 50 years Danish people have given presents of beautiful blue and white Christmas plates. The tradition was started by wealthy employers who gave their servants plates of biscuits or fruit as gifts. The plates were often the best thing that the servants owned, so they hung them on their walls as ornaments.

Get a white paper plate and a blue pen.

Can you choose your favourite character from the Christmas story, you can use the puppets from the past 2 sessions to remind you of them.

Why not draw a picture of them in blue on the centre of the plate, and decorate around the edge of the plate.

After you have finished attach a loop of ribbon to the top of the plate with Sellotape so you can hang the plate up.

### **Bible Story.**

My name's John!

I had a dream.

An angel was taking me on a journey. At the very top of the hill there was a big city. The city was beautiful because it was made of gold.

The walls were covered with beautiful shiny stones, all different colours – red, green, blue, purple, yellow and black. The whole city sparkled with light.

The angel took me inside. The pavements where we walked were made of shining gold. A stream flowed through the city. All the trees were full of delicious fruit to eat. It was amazing.

“This is a very special place where God is King” the angel told me. “One day everyone who loves God will come to live here, too. It’s always daytime and, best of all, there will be no more sadness. Nobody will ever become ill or die.”

“how wonderful!” I thought “I’d like to live here.”

### **Activity Sheet:**

Print out the picture at the back of the pack.

Does it look like the city in the story?

No, it’s far too boring let’s decorate it.

The streets were made of gold, can you colour the streets in Gold?

The city had lots of gates that were always open can you find all the gates?

There was a river that was bright and crystal clear, can you colour the river bright blue?

On each side of the river there was trees growing fruit. Can you find the trees and draw fruit on them?

The buildings of the city were made of pure Gold. Can you colour them in gold?

The Angel said all Jesus friends would be in the city when Jesus came back. Can you draw lots of people?

The bible also says that the city sparkles like a gem. Cover bits of the picture with glue and sprinkle glitter over it.

Look at the picture, God’s city will be even brighter and more dazzling. How great will that be.

### **Songs.**

Let’s join in some Christmas songs together:

Joy to the world - <https://www.youtube.com/watch?v=0TGPOkt-Z3M>

Silent Night - <https://www.youtube.com/watch?v=Ofb5FtKpy2g>

### Thank you, Prayers

What have you enjoyed over Christmas?

Draw it on a sheet of paper.

Now hold your picture up and let's tell God how thankful you are for it.

Thank you, God that we can celebrate the birth of Jesus in many different ways.

Thank you, God for .... Describe your picture.

Thank you, God that Jesus came to earth.





Enlarge this picture to make it easier for young children to colour.

