

Sparklers @ Home Week 24.

Over the river Joshua 3:1 – 4:9

Hi Sparklers,

This week we see amazing events, as the people trust in God and a mighty river stops flowing.

Activity One – Memory Boxes

Joshua and God's people had a special box that went everywhere with them. It had God's laws inside it, and it helped the people to remember that God was with them.

Following the instructions on the worksheet at the back of this book make a special memory box.

Once you have made it you can use it to keep things that help you remember God is with you.

Bible Story.

Joshua was the new leader of God's people.

God told him to lead the people across a wide, fast flowing river.

How could they cross? Boat? Swimming? Building a bridge?

But the river was too wide, and deep for any of these ideas. It seemed impossible. But God had a plan. He told Joshua what to do. Joshua told the priests to carry God's special box into the river. The water piled up in a great heap! How amazing! God had made a clear path through the river. Now everyone could cross.

God had done something that seemed impossible!

Activity sheets

Print out the Bubbles sheets back to back.

Remember our story God's people were by the river.

Can you colour in the river on the front sheet.

They couldn't cross the river. But then God helped them he stopped the water so they could cross.

Fold up the sheet and you can see the dry river.

Can you draw God's people crossing the river.

This is not the first time God did such an amazing thing he also did it for Moses. Wow how amazing he did it twice.

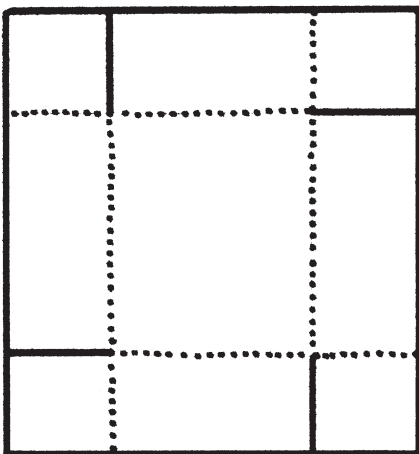
Singing Prayer Time

Lets use the song at the back of this pack to thank God that he loves us and is always with us.

Egg-box box

You will need: sectioned egg boxes with lids, paint (metallic or glittery paints are ideal), other decorative materials

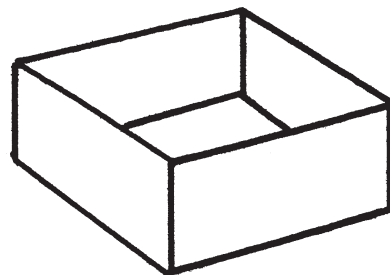
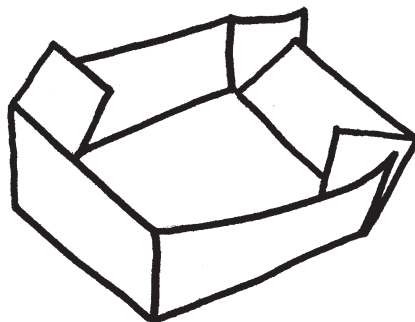
- 1 Paint the egg boxes.
- 2 Leave them to dry. Then decorate with the paints and any other decorations you have provided.




Cardboard box

You will need: cardboard, scissors, stapler or glue or sticky tape

- 1 Draw a template like the one on the left onto card. Cut along the solid lines. Fold along the dotted lines.
- 2 Fold the side pieces up.
- 3 Overlap the corner pieces. Fix firmly in place.



Bubbles Over the river?



fold up

Joshua told the people, "God can do anything."

What do you think God did?

Today's aim is to discover that, with God's help, anything is possible.

Joshua 3

Let the children colour in the river or collage on pieces of blue paper.

While they do this, comment on how deep and wide the river is. Will the people be able to cross?

Help fold the page up to find out.

Children love playing at being superheroes; when you put on the special costume, suddenly the impossible becomes possible. And that is what Joshua and God's

people discover in this Bible story:

when you take the risks that God tells you to take and when you follow his way, suddenly anything can happen. With God's help and power, a mighty river

stops flowing! An event that was out of the question simply happens – and not just in play or on a cartoon – this is for real! Wow!

The Bible story is on **Bonus Sheet C**.



God
helps us.

God helps me every day,
When I'm worried, cross or sad,
When I'm home or out at play.
God helps me every day.



God helps me every night,
When I'm tired or things go wrong,
God's love makes me feel all right.
God helps me every night.



God can do
anything.



¹²Bubbles

God
helps me

The story of Joshua is full
of drama, but we can also
experience God's help in
the ordinary things of our
everyday lives.

Use the rhyme/prayer "God helps
me" to show your child that God can
do simple things as well as amazing
ones.

When do you need God to help you?
Let your child hear and join you when
you talk to God.

Share the discovery that God helps us!



Draw lots
of people
crossing
the river

God loves and cares for me

The musical score is written in 4/4 time with a key signature of one flat (Bb). It consists of three systems of music. Each system has a piano accompaniment in the bass clef and a vocal melody in the treble clef. Chords F and C7 are indicated above the staff.

System 1:
 Treble: F (above staff), melody starts on G4, eighth notes, then quarter notes.
 Bass: 7 (below staff), accompaniment starts on Bb3, quarter notes.
 Lyrics: God list - ens when I talk to him, he hears me when I pray. God

System 2:
 Treble: C7 (above staff), melody continues with eighth notes, then quarter notes.
 Bass: accompaniment continues with quarter notes.
 Lyrics: list - ens when I talk to him, he hears me when I pray. It's

System 3:
 Treble: C7 (above staff), melody continues with eighth notes, then quarter notes.
 Bass: accompaniment continues with quarter notes.
 Lyrics: ea - sy to see - God loves and cares for me!

When I have something hard to do,
 God will show me the way.
 When I have something hard to do,
 God will show me the way.
 It's easy to see -
 God loves and cares for me!

There are times when I feel afraid,
 But then I know God's there.
 There are times when I feel afraid,
 But then I know God's there.
 It's easy to see -
 God loves and cares for me!

God gives me everything I need.
 He shows his love for me.
 God gives me everything I need.
 He shows his love for me.
 It's easy to see -
 God loves and cares for me!

I'll try to do what God has said -
 Love him and others too.
 I'll try to do what God has said -
 Love him and others too.
 It's easy to see -
 God loves and cares for me!