

Sparklers @ Home Week 17 & 18.

God speaks to Jacob Genesis 28: 10-22 & Jacobs Family Genesis 29

Hi Sparklers,

Welcome to our second Sparklers at Home bumper pack, you can either use these as 1 large session, or you can split them over a couple of weeks. This is to allow you (and me) flexibility around holidays.

This week's pack has 2 sessions on Jacob.

Session 1: God speaks to Jacob

Activity Sheets

Using sheet 5b have a look at what each of the children is doing.

Point out that the children are all doing things on their own.

Which of the things in the pictures do they like doing? Get them to circle them.

Remind them that they are not on their own that God is with them even when they play with their teddies and dolls on their own.

Activity One – Jigsaws

Choose one of the black and white pictures to colour in.

Colour it in with crayons. When you are happy with your picture why not cut it into pieces. Depending how brave you feel you could cut it into any number of pieces.

Can you rebuild the picture?

If you want you can do the same with the other picture

Bible Story.

Have a copy of sheet 5a.

Jacob and Esau were twins: brothers born on the same day. But one day they had a quarrel. Jacob decided to leave home and get away from Esau. He went to his Uncle Laban's house. Today's Bible story is about something that happened when Jacob was on his way there.

One day Jacob and Esau had a quarrel. Esau was very cross with Jacob and wanted to hurt him. "Jacob" said their mother. "you must go away so that Esau can't find you."

So, Jacob said goodbye and went away. He walked all day. He was lonely and a bit scared. It got dark and Jacob had to sleep on the ground. He didn't have a pillow so he used a stone instead.

Jacob had a dream. In his dream God said. "Jacob, I will always be with you. I will take care of you. One day, I will bring you back home."

Jacob felt happy when he woke up. He knew God was looking after him.

Can you spot Jacob in the picture?
What is he doing?

While he was asleep he had a dream and God spoke to him in the dream. God told Jacob that he would give him that land to live in.

Can you draw a picture of the good land in the dream bubble?

God also told Jacob in the dream that he would have a big family. Can you draw a picture of Jacob's big family in the dream bubble?

Jacob realised that, even though he was on his own, far from home, God was with him. What about when we are on our own? God is with us then too.

Prayer Time

This prayer will build up over the series we will be studying about Jacob.

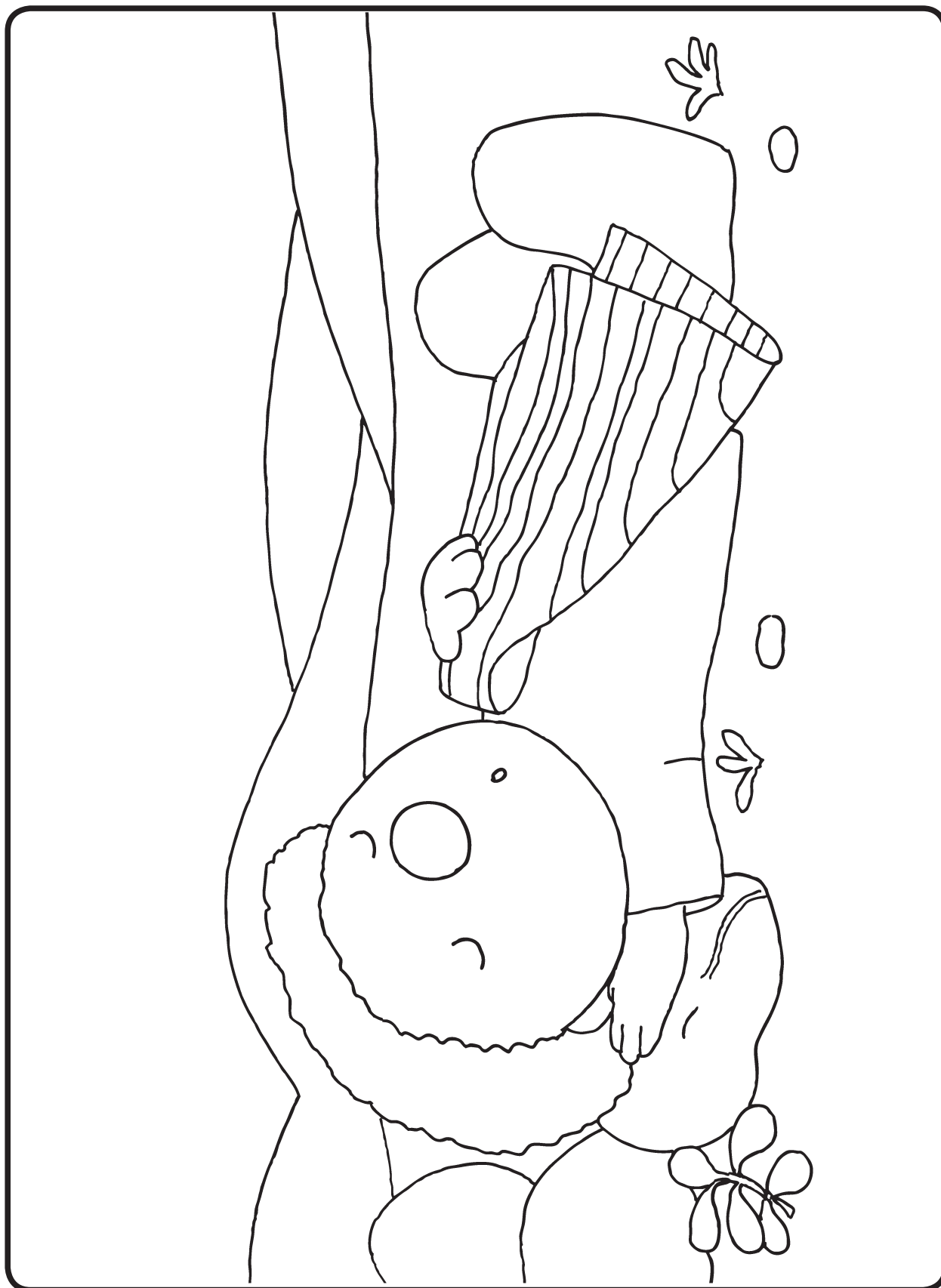
Say this prayer:


"Thank you, God, that you are with me when I am on my own."

Repeat the prayer and add the following actions:

Thank you (Thumbs up), God (Point up), that you are with me (Point to yourself) when I am on my own (hug yourself)

Over the next few sessions we will be learning more about how God is always with us.





5b Bubbles

When
I am on
my own


Today's aim is to find out that God is with us when we are on our own.

Genesis 28:10-22

The pictures on this page show individual children doing things by themselves.

This is a natural developmental stage for young children who are gradually acquiring and practising social skills. They will usually go through a pattern of play as they grow: playing alone (with or without others around); then playing alongside others (known as "parallel play"); and then starting to play together and in cooperation with one another.

Make up stories, together, about the children in the pictures. Give them names. What are they doing? Has your child done this? Would they like to do it too? Which child would they like to be? Why?



What do you like doing when you're on your own?

Draw a circle around the things you like doing.



5a Bubbles

Jacob's dream

When this Bible story begins, Jacob has had to go away from home.

He is on his way to his Uncle Laban's house. God sends him a dream and promises him a land to live in and a big family.

Assure your child that God was with Jacob – and that Jacob was pleased. Sometimes things go wrong, but God is still with us. God is always with us!

Say these words together to God:

"Thank you, God, that you are here with us now. Thank you that you are always with us."

The Bible story can be found on **Bonus Sheet B**.



God told Jacob
he would give
him a good land
to live in.
Draw Jacob's
dream land.



God told Jacob
he would have lots
of people in his
family. Add lots
of people to
Jacob's dream.



Session 2: Jacobs Family

Activity Sheets

Print out the Activity sheets with a wheel onto card or onto paper and stick it onto card.
Then colour in the pictures.

Point out the different situations the pictures show.

A new school or nursery

Going on Holiday

Playing at a friend's house.

How do you feel in these situations?

What other place do you go you can draw in the blank section.

Cut out the wheel and pointer and use a split pin to fix it in the centre.

You can move the pointer to each picture it says "God is with us when...."

Activity One – Footprints

On some plain paper draw around your feet with shoes on. You can make a number of feet.

Cut out the feet.

Place them across the room like stepping stones.

You can then walk a journey following the feet. What can you see.

Remember from last week Jacob was going to go on a long journey but God was with him all the time.

Active Bible Story.

All sit one side of the room

You are going to pretend to be Jacob.

Off Jacob went on a long journey to find a new home (get up and walk around and around)

It was a very long journey. Jacob was very tired. He didn't know where he was going to go. (keep walking around) But Jacob knew God was with him on his journey.

One day Jacob came to a new place – a place where his Uncle Laban lived. Uncle Laban ran over to meet him (hug each other or shake hands). Uncle Laban was glad

to see Jacob and asked him to stay. Jacob knew that God would be with him in his new place. (Sit down)

Lots of things happened while Jacob lived with Uncle Laban. Jacob got married to Leah and Rachel. God looked after them. They had lots of Children,

Jacob had a very big family. God looked after them. Jacob worked hard. He had many animals to look after (pretend to look after animals, you may use stuffed toys even).

Jacob knew that God was with him in this new place. He knew that God was with Uncle Laban; and Leah and Rachel; and all the children and all the animals (point to the animals). God was with Jacob and all his family.

God was with Jacob as he went to this new place.

How do you think that made Jacob feel?

God is also with you as you go to a new place.

Activity Two – Spot the characters

Print out the sheet 6 at the back.

The picture shows some of the people from the story we have just heard can you find them in the picture? You may want to circle them when you find them.

What else can you see in the picture.


Prayer Time

Do you remember the prayer we did last session?

Let's add to that prayer about new places.

Thank you (Thumbs up), God (Point up), that you are with me (Point to yourself) when I am on my own (hug yourself) and in new places (open your arms out wide and turn around, once, on the spot).

Over the next few sessions we will be learning more about how God is always with us.



• God is with us




6 Bubbles

Jacob went to a new place to live



What else can you see in the big picture?

Can you find these Bible Friends in the big picture?



Jacob Uncle Laban Leah and Rachel children sheep

Today's aim is to be confident that God will be with us in new places.
Genesis 29

Starting school is a big milestone in a small child's life.

It's Your Next Step provides children and their parents/carers with an opportunity to work through any issues or anxieties. With a pull-out section for the child to complete alongside the adult booklet, It's Your Next Step helps to promote healthy conversation about school and learning.

It's Your Next Step is brand new and packed with up-to-date information.

God is with us when we go to school!

The Bible story can be found on **Bonus Sheet B**.