

## **Sparklers @ Home Week 14.**

### **Noah and the boat**

#### **Genesis 6:9-22**

Hi Sparklers,

Over the next few weeks we will be looking at Noah.

We will be building a Noah set over the next few weeks, so if you keep the crafts from this week for next week they can build the whole set.

#### **Activity One – Make a Boat.**

You can either use large cardboard boxes or if none available could use chairs and blankets.

1. Gather everything you can to make a 'boat' big enough for you all to go inside. Work together to create your own version of Noah's boat – it can be as elaborate or as simple as you like.
2. Just like Noah remember you need to pack plenty of food supplies (either play food or a snack)
3. Also, you need to make space for the animals (e.g. soft toys you may have)

#### **Bible Story.**

Inside our boats let's hear our Bible Story:

A long time ago there was a man called Noah who listened to God.

One day God said to him, "there is going to be lots of rain and a big flood. But I will keep you safe. You must build a big boat."

So, Noah built a boat. He made it just the way God told him. God said "Now go and find two of every kind of animal. Put them in the boat and I will keep them safe."

So, Noah found lots of animals. Then God said "Now you and your family must get into the boat. I will make it rain soon, but I will keep you safe." So, Noah and his family got into the boat.

Then it started to rain. But God kept Noah and his family and the animals safe in the boat.

What do you think happened next in the story?

## **Activity Sheets**

Take a copy of the activity sheets from the back of this pack.

The first sheet you can colour in the scene of Noah building his boat in the second can you cut out the parts of the boat and put them in the right place.

You can remember the story of Noah with the Rhyme.

God said.  
"Build a big boat,  
big boat,  
big boat."  
So Noah built  
a big boat,  
as God said.

God said,  
"Fetch some  
animals, animals,  
animals."  
So Noah fetched  
some animals,  
as God said.

God was kind to  
Noah, Noah, Noah.  
And Noah always  
did just  
what God said.

## **Activity Two – Noah Scene Part 1**

Print out the boat at the back either directly onto card or paper and then stick it onto card.

Cut around the boat and fold it along the dotted line.

The boat can be coloured in.

Next week we will make the people and animals.

## **Prayer**

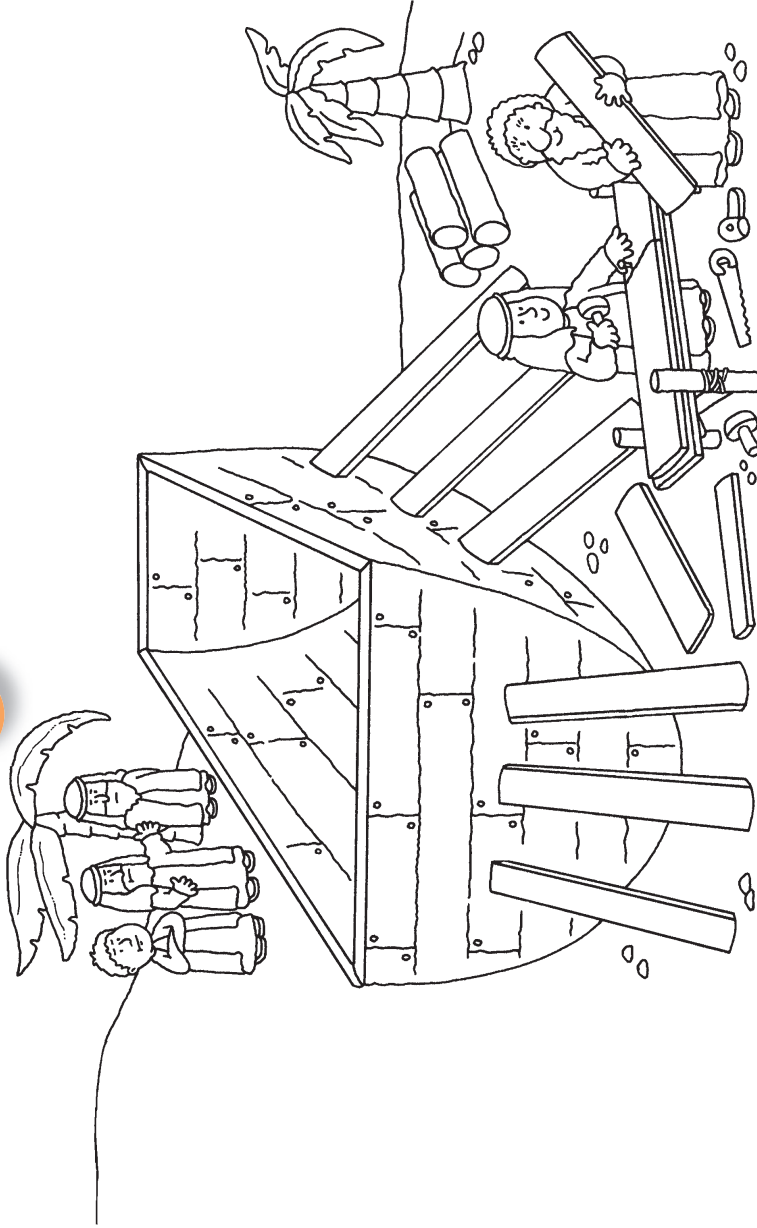
Possibly in the boat you built earlier. Say the following prayer together:

Thank you, God, that you kept Noah and his family and the animals safe in the boat when the rain and the flood came. Please keep us safe too. When we feel worried or scared, help us to know that you will always take care of us, just as you took care of Noah. Thank you, God.

## Noah builds a boat

The story of Noah is one which is embedded in the culture and world of young children; whether it is a toy Noah's ark, a nursery song or televised animations.

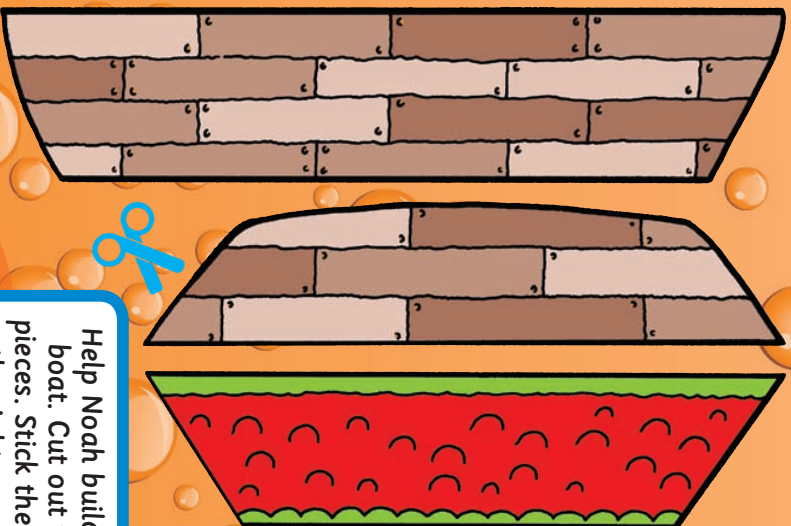
Most young children will have encountered Noah, his boat and his animals in some form. They are less likely, though, to be familiar with the biblical account and **Bubbles** will be focusing on the good-news aspects, looking at the way God saved Noah's family (rather than dwelling on the consequences for the people who had rejected God).



God said,  
"Build a big boat,  
big boat,  
big boat."  
So Noah built a  
big boat,  
as God said.

God said,  
"Fetch some  
animals, animals,  
animals."  
So Noah fetched  
some animals,  
as God said.

God was kind to  
Noah, Noah, Noah.  
And Noah always  
did just  
what God said.



Help Noah build his boat. Cut out the pieces. Stick them on the right spaces.


# Bubbles

Noah  
builds a  
boat

Photocopiable resource



Today's aim is to find out that God is kind and to respond to his kindness to us.  
Genesis 6:9-22



God kept Noah safe. And his family. And all the animals.



Children will need some help with this activity.

If they do not find cutting easy yet, do this in advance. The matching exercise is an important pre-reading skill. Try the pieces in place before

sticking. Use glue sticks and put the glue directly on the background picture; place the shapes over the glue and press them into place.

Noah's part in God's saving plan was to build a boat and fill it with his

family and with animals. Only God knows what our part will be. As we learn to trust him, we find out.

Find this Bible story on **Bonus Sheet A**.

