

Sparklers @ Home Week 9.

Lydia - Fabric

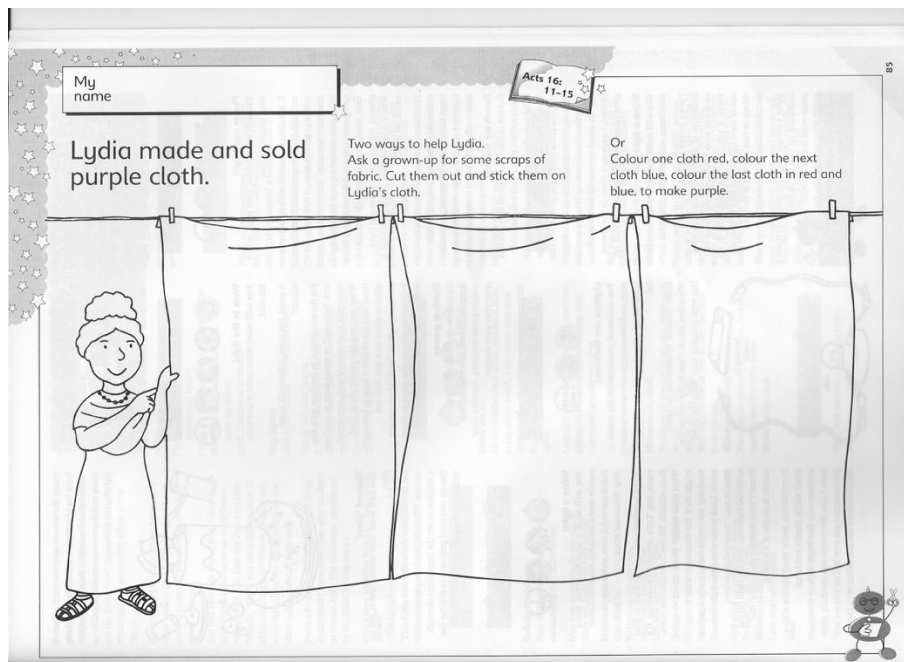
Acts 16: 11-15

Hi Sparklers, I hope you enjoyed making bracelets and rubbings last week. This week we learn about another of Jesus's friends called Lydia she had a special job selling purple cloth.

This week at Sparklers @ Home we are going to learn about Fabric. We have lots to do this week with 2 crafts !!! an activity sheet, and a story.

Activity Sheet.

First of all, we are going to colour in our activity sheet if you like you could add bits of fabric to make it look like real sheets.



Craft 1 – Weaving.



You will need:

Paper 2 different colours

Gluestick

A pair of Scissors or craft knife (adult supervision recommended).


1. Get a sheet of paper.
2. Cut parallel slits in the paper don't go right to the ends



3. Cut strips of coloured paper




4. Weave the strips through the slots going under then over.



5. On the next strip weave the opposite way e.g. over then under to get a checker pattern.





6. Glue down the ends of the paper on the last strips and trim off excess.



Craft 2 – Purple sowing

You will need:

Purple card
Hole punch
Sticky tape
Purple wool

1. Punch holes in the card.
2. Take the length of wool feed it through one hole

3. Stick down the end so it doesn't fray
4. Then show how the wool can be sown in and out of other holes to sew on the card.

Story:

The story is best told while painting. You will need blue and red paint and a large sheet of white paper.

Our story today starts off by a river.

(Paint a blue wavy river on the left-hand side of the paper).

Lots of women used to meet by the river to pray.

(Paint red stick women by the river).

One of the women was called Lydia. She had a very special job. She sold purple cloth.

So, let's paint Lydia here with her friends. I think she needs a purple dress. Oh dear! I haven't got any purple paint. How could I make purple?

(Mix purple in the palette adding more red or blue until you are happy with the shade. Paint Lydia in purple).

Lydia was very rich because her purple cloth was expensive to buy. The dye used to colour the cloth purple had to be collected drop by drop from a type of shellfish! So, let's put some of her cloth near her.

(Paint some purple squares).

One day while Lydia and the other women were praying. Paul came along with some other friends of Jesus.

(Paint 4 blue stick men).

Paul told Lydia and her friends about all the wonderful things Jesus had said and done.

(Add big blue speech bubble by one man. Mention some stories of Jesus that the child might know).

And Paul said that Jesus loved Lydia and all the women and wanted to be their friend.

Lydia was very excited about all they said. She wanted to be Jesus' friend too. She invited all the men to come to her house to stay.

(Paint a big red house on the right of the page).

She was a rich woman and had a big house, so she was able to look after Jesus' friends well. "I can use the money I make selling purple cloth to help Jesus' friends." She said happily. And every day she loved to listen to more stories of Jesus.

Prayer:

Thank you, God for providing all the materials we need to make things. Thank you for
(*mention some of the bits over the past 4 weeks*). Thank you, God, for giving us hands to work with and eyes to see. Thank you for giving us the ideas and skills to make these beautiful things. Help us to always work to your glory. Amen.

My
name

Lydia made and sold purple cloth.

Two ways to help Lydia.
Ask a grown-up for some scraps of
fabric. Cut them out and stick them on
Lydia's cloth.

Acts 16:
11-15

Or
Colour one cloth red, colour the next
cloth blue, colour the last cloth in red and
blue, to make purple.

