

## **Sparklers @ Home Week 1.**

### **Paul & Epaphroditus Philippians 2: 25-30: 4:18**

Welcome to Sparklers at Home. This week we are looking at the story of Paul and Epaphroditus. Epaphroditus was a good friend of Pauls and carried a letter from Paul to the Church in Philippi. Do you like it when you get a letter from a friend? Well it was just the same it was very important to them and they were very excited to have it.


Before we hear more of the story lets first do our craft. You are going to make a type of bag called a satchel. This is what Epaphroditus would have used to carry the special letter from Paul.

#### **Craft.**


You will need:

- 1 sheet of A4 card.
- A piece of ribbon or wool
- Some decorations
- A glue stick
- Some Sellotape
- A pencil
- A ruler
- A pair of Scissors.


1. Put your piece of card flat on a table and using the pencil and ruler mark 8.5cm from one end along the longest edge and 10cm from the other end. Repeat this on the other long side and mark a line between them as below:




2. Round the corners of the small rectangle and then cut them out carefully with the scissors



3. Fold along the lines you have drawn inwards.



4. Using a glue stick put glue on the inside side edges of the small (non- rounded) rectangle.



5. Press it down onto the big rectangle so you have a pocket.



6. Cut a length of ribbon (or wool) about 60cm long and stick it inside the flap with Sellotape creating a loop.



7. You can now decorate your satchel with decorations such as buttons.



8. When dry you have a satchel you can use to carry note or important documents



Please send photos of your lovely bags you have created and decorated so we can share them with each other another week.

### **Activity Sheet**

Attached at the back of this workbook is an activity sheet. Can you colour it in. On it you can see the long journey Epaphroditus took to take Pauls letter to his friends. Using your finger or a pencil can you draw the way he took with a crayon.

### **Story:**

Let's now hear our story. It's told by a friend of Epaphroditus in the church in Philippi

I'm so happy! I want to run and jump! I want to skip and dance! Epaphroditus has come home again! Paul has sent him back home to us.

Look! Epaphroditus brought a letter from Paul.

We heard that Paul was in great trouble- he was in prison for telling people about Jesus. He needed money. We decided to send Paul a present to help him, so we collected lots of money. Epaphroditus took it to him. Let's read Pauls letter.

Paul and Epaphroditus are such good friends. Paul says they really enjoyed being together. Epaphroditus helped Paul with his work telling other people about Jesus. Paul says Epaphroditus is very brave!

Oh. Look! Paul says that Epaphroditus was upset because we had heard that he was very sick. That's right, we did hear he was sick and we were all very worried! Paul says that Epaphroditus was so sick that he nearly died, but God made him better again! He's really well now! I'm so glad.

Paul wants us to give him a big welcome. Let's all shout, 'Welcome' and cheer for him.

Welcome! Three cheers for Epaphroditus. Hip, hip, hooray! Hip, hip hooray! Hip, hip, hooray.

I wonder if we sent enough money to Paul. Let's see what he says. He says that he has more than he needs because we sent him so much money! I'm so glad!

And now I'm going to find Epaphroditus and give him a really big hug – it's wonderful to have him home again.

**Prayer:**

Epaphroditus was a good friend to Paul when he was in trouble who are your good friends, even if you can't see them at the moment.

Let's join in our prayer. Lord thank you so much for our good friends (you can insert names they have mentioned here) we thank you for our friends even when we can't see them. Lord thank you that you are also my friend and always with me even though I can't see you. Amen.

My  
name

Philippians 2:  
25-30; 4:18

Paul wrote a letter to  
his friends in Philippi.

Show Epaphroditus the way to take Paul's  
letter to his friends. Use your finger to go along  
the road. Draw the way with a pencil or crayon.

